

UNIVERSITY OF
BIRMINGHAM

Stimulating
intellectual
curiosity
since 1900



Dr Kelly Hall
School of Social Policy

What we will cover today

Birmingham:
The city and
University

The School of
Social Policy and
the Programmes

Who am I?

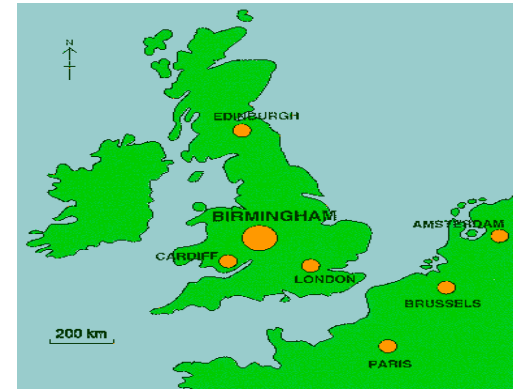


- Dr Kelly Hall
- Reader in Social Policy
- Director of Global Engagement,
School of Social Policy
- k.j.hall@bham.ac.uk



City of Birmingham

- Britain's second city, Population of over 1 million
- Central location, Close to London
- Good transport links, international airport
- Multi-cultural city, 30% ethnic minorities, 40% under 25 years, 100+ languages spoken across the city
- First class Arts venues, excellent shopping
- Host to international music and sporting events (hosted the Commonwealth Games 2022)



University of Birmingham

- **Founded 1900** / Russell Group
- **First Campus University**.... Opened 1909. 276-acre green parkland around the University.
- **£500million** recently invested to produce a new Library, a new Sports Centre, and the Green Heart.
- **Global University**...34,000 students, 5,000 overseas students from 150 countries.
- **Top 100** university (QS World University Rankings)
- 30+ **Korean students** currently on Government funded scholarships (MA Global Public Policy)
- One of the **top 5 universities** in the UK that major companies target



Our Campus









OUR EDGBASTON
CAMPUS IS IN THE
**TOP TEN
MOST
BEAUTIFUL
CAMPUSES
IN BRITAIN.**

(THE TELEGRAPH)














**48% OF BIRMINGHAM'S
STUDENTS CHOOSE
TO STAY TO WORK
IN THE REGION AFTER GRADUATING**

Support Services

- International Student Team (IST)
- Birmingham International Academy (BIA)
- Personal Academic Tutors
- Wellbeing Officers
- Student Support & Counselling Service
- Guild of Students
- Chaplaincy / Prayer Room
- Careers Network



Events for International Social Policy Students – Houses of Parliament





What is Social Policy?

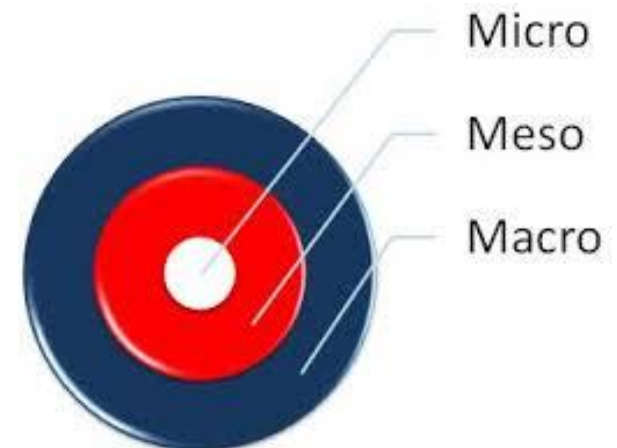
- Societies responses to social 'wicked' problems.
- Public Policy - all the policies of government.
- Social policy - quality of life issues that affect the overall welfare of citizens.
- Draws on economics, sociology, psychology, geography, history, law, philosophy and political science.



Social Policy can make a Difference

Change - can take place at:

- **Macro** level –social conflict, global events (GFC, Covid).
- **Meso** level – national events
- **Micro** level – individual, family and community



School of Social Policy

- **Departments**

- Social Policy, Sociology and Criminology
- Social Work and Social Care
- Health Services Management Centre

- **Reputation**

- 42nd in the world for social policy and administration (QS)
- 8th in the UK for world leading research (REF)

Climate change and energy

Technology

Social enterprise and volunteering

**Centre for
Household
Assets and
Savings
Management**

Pensions

Debt management

**Third Sector
Research
Centre**

Research in the School of Social Policy

Mental Health

Crime and Social Harm

Health and social care

Migration

**Institute for
Research into
Superdiversity**

Gender and Sexualities

Postgraduate Courses

- **MA Global Public Policy**
- **MA Social Policy**
- **MSc Public Management**
- MA Migration Studies
- MA Sociology
- MA Social Work
- MA Social Research
- MSc Healthcare and Policy Management



MA Global Public Policy

- Seeks to understand the ways that policy is formulated within social, political, economic and historic contexts.
- 20-week work internship option (MA Global Public Policy with Integrated Placement - 21-month programme)

Modules Include:

- Policy Futures: Theories and Concepts in International Policymaking
- Global Public Policy Institutions and Networks
- Policy Evaluation
- Poverty, Wealth and Inequality
- Applied Qualitative and Quantitative Data Analysis
- Dissertation (12,000 words) 60 credits

- Video available at
<https://www.youtube.com/watch?v=VG3IX6RfDkM>



MA Social Policy

The study of social problems e.g. poverty, homelessness, substance use, crime, health inequalities.

Consider the underlying causes and to formulate policy solutions to address social problems.

Modules include:

- Philosophies of Welfare: Creating New Societies
- Poverty Wealth and Inequality
- Globalisation, International Migration and Citizenship
- Sociology of Race and Racism
- Transforming Identities
- Dissertation



MSc Public Management

- Based in the **School of Government**.
- Provides an opportunity to develop an understanding of governance and the challenges of improving performance and co-ordinating public services.
- Modules include
 - Public Management & Governance
 - Comparative Public Management
 - Public Sector Economics
 - Performance Strategy & Challenge
 - Public Policy & Evidence
 - Leadership in Public Services
 - Dissertation

Postgraduate Courses

- MA Global Public Policy
- MA Social Research
- MA Social Policy
- **MA Migration Studies**
- **MA Sociology**
- **MA Social Work**
- **MSc Healthcare and Policy Management**



The Dissertation

- Choose a topic of your choice.
- Formulate a research question.
- Answer that question using your own research.
- Use primary research (e.g. your own questionnaire survey, interviews)
- Use secondary research/data
- 12,000 word limit



Examples of Research Questions

- How can housing policy reduce poverty among low-income people?
- How do the UK and Korea measure and reduce fuel poverty?
- How does maternity leave and childcare policy affect female employment rates in Sweden and the UK?



Support with your Dissertation

- One year MA – dissertation from April-September
- Dissertation workshops throughout the year
- Dissertation supervisor – expert in your discipline (where possible)
 - Helps to formulate your research question
 - Organise structure
 - Helps you find data/literature
 - Comments on a dissertation draft



Social and Public Policy Careers

Development management

Health/social care

Social work

Human resources

Non government organisations

Housing

International relations

Education/teaching

Management

Retail/hospitality management

Social research

Government/public administration

Some further information

All of our Masters programmes last one year (except the MA GPP programme with placement).

All programmes begin in September.

KDI students receive a 20% discount on fees when applying directly.

Contact Kelly with any questions
k.j.hall@bham.ac.uk



Questions?